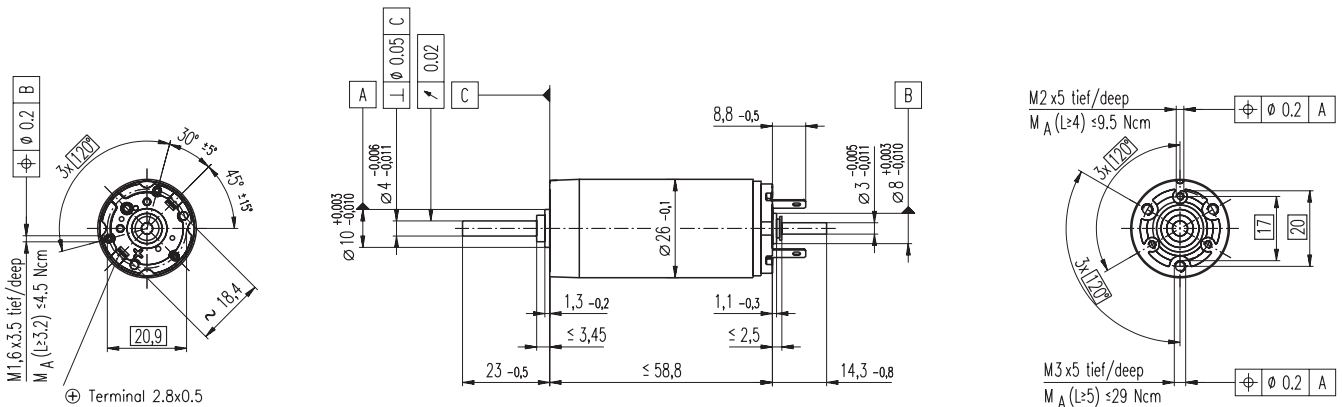


RE 26 \varnothing 26 mm, Graphite Brushes, 18 Watt



M 1:2

- Stock program
- Standard program
- Special program (on request)

Order Number

118767 118768 118769 118770 118771 118772 118773 118774 118775

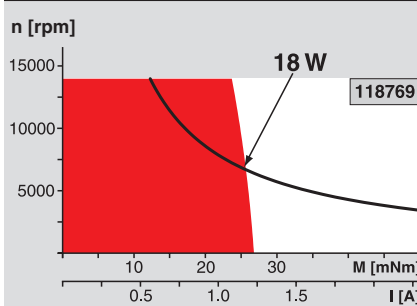
Motor Data

Values at nominal voltage		118767	118768	118769	118770	118771	118772	118773	118774	118775
1	Nominal voltage	V	15.0	18.0	24.0	30.0	36.0	36.0	45.0	48.0
2	No load speed	rpm	10400	9910	10600	9500	10300	9400	9520	9080
3	No load current	mA	79.7	61.4	50.8	34.4	32.3	28.2	23.0	20.1
4	Nominal speed	rpm	9060	8430	9100	8110	8930	8020	8170	7730
5	Nominal torque (max. continuous torque)	mNm	19.2	24.6	27.7	31.0	30.8	31.3	31.8	32.1
6	Nominal current (max. continuous current)	A	1.50	1.50	1.35	1.07	0.961	0.888	0.73	0.659
7	Stall torque	mNm	199	202	226	236	252	230	237	227
8	Starting current	A	14.8	11.8	10.6	7.88	7.62	6.34	5.28	4.52
9	Max. efficiency	%	82	84	85	86	86	86	87	84
Characteristics										
10	Terminal resistance	Ω	1.01	1.52	2.27	3.81	4.72	5.68	8.52	10.6
11	Terminal inductance	mH	0.0596	0.0956	0.149	0.293	0.359	0.432	0.659	0.825
12	Torque constant	mNm / A	13.5	17.1	21.3	29.9	33.1	36.3	44.8	50.2
13	Speed constant	rpm / V	708	559	447	320	289	263	213	190
14	Speed / torque gradient	rpm / mNm	53.3	49.9	47.5	40.7	41.2	41.2	40.5	40.3
15	Mechanical time constant	ms	6.22	5.84	5.56	5.32	5.26	5.23	5.16	5.13
16	Rotor inertia	gcm ²	11.2	11.2	11.2	12.5	12.2	12.1	12.2	12.1

Specifications

- Thermal data**
- 17 Thermal resistance housing-ambient 9.7 K / W
 - 18 Thermal resistance winding-housing 4.2 K / W
 - 19 Thermal time constant winding 15.9 s
 - 20 Thermal time constant motor 728 s
 - 21 Ambient temperature -30 ... +100°C
 - 22 Max. permissible winding temperature +125°C
- Mechanical data (ball bearings)**
- 23 Max. permissible speed 14000 rpm
 - 24 Axial play 0.05 - 0.15 mm
 - 25 Radial play 0.025 mm
 - 26 Max. axial load (dynamic) 3.2 N
 - 27 Max. force for press fits (static) 64 N (static, shaft supported) 270 N
 - 28 Max. radial loading, 5 mm from flange 16 N

Operating Range



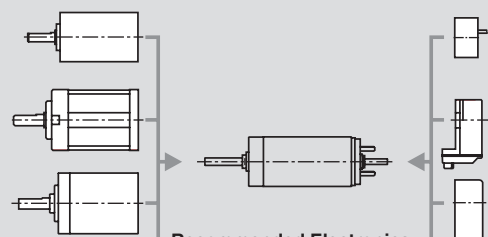
Comments

- Continuous operation**
In observation of above listed thermal resistance (lines 17 and 18) the maximum permissible winding temperature will be reached during continuous operation at 25°C ambient.
= Thermal limit.
- Short term operation**
The motor may be briefly overloaded (recurring).
- Assigned power rating**

- Other specifications**
- 29 Number of pole pairs 1
 - 30 Number of commutator segments 11
 - 31 Weight of motor 150 g
- Values listed in the table are nominal.
Explanation of the figures on page 49.
- ⚠ Tolerances may vary from the standard specification.
- Option**
Preloaded ball bearings

maxon Modular System

- Planetary Gearhead**
 \varnothing 26 mm
0.5 - 2.0 Nm
Page 235
- Planetary Gearhead**
 \varnothing 32 mm
0.4 - 2.0 Nm
Page 237
- Planetary Gearhead**
 \varnothing 32 mm
0.75 - 6.0 Nm
Page 238 / 240



- Recommended Electronics:**
- LSC 30/2 Page 276
 - ADS 50/5 276
 - ADS_E 50/5 277
 - EPOS 24/5 294
 - EPOS2 50/5 295
 - EPOS P 24/5 297
 - Notes 18

Overview on page 16 - 21

- Encoder MR**
128 - 1000 CPT,
3 channels
Page 258
- Encoder Enc**
22 mm
100 CPT, 2 channels
Page 260
- Encoder HED_5540**
500 CPT,
3 channels
Page 262 / 264
- DC-Tacho DCT**
 \varnothing 22 mm
0.52 V
Page 271